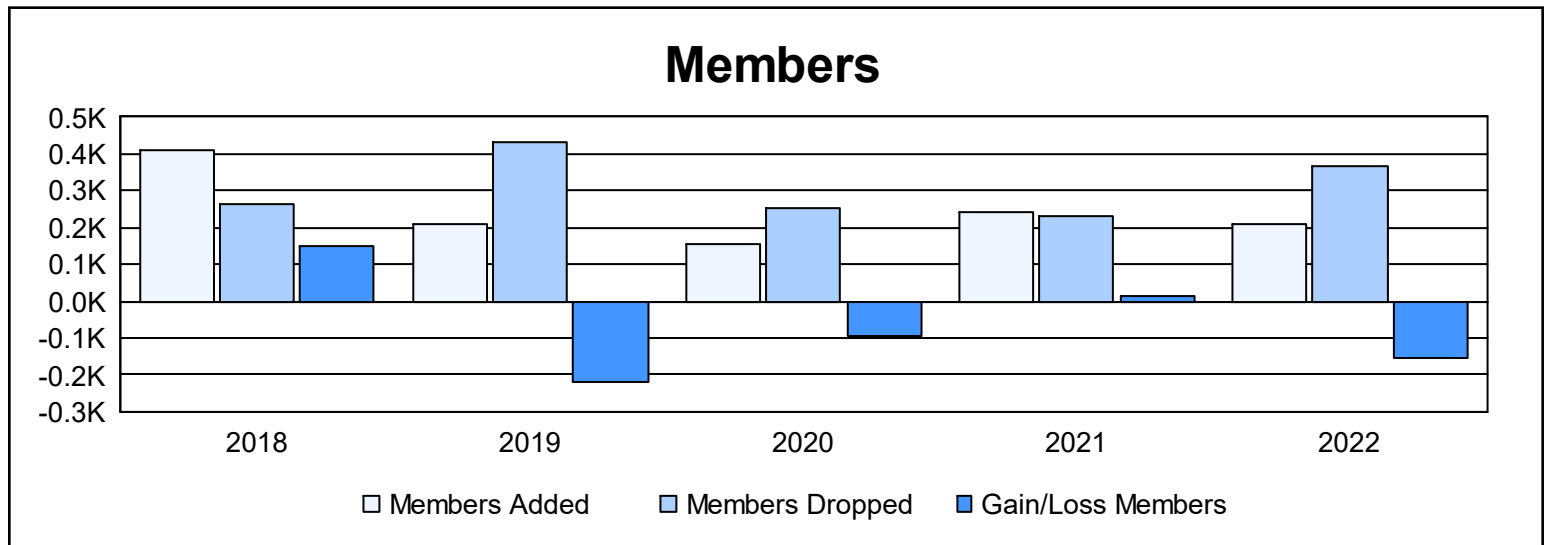
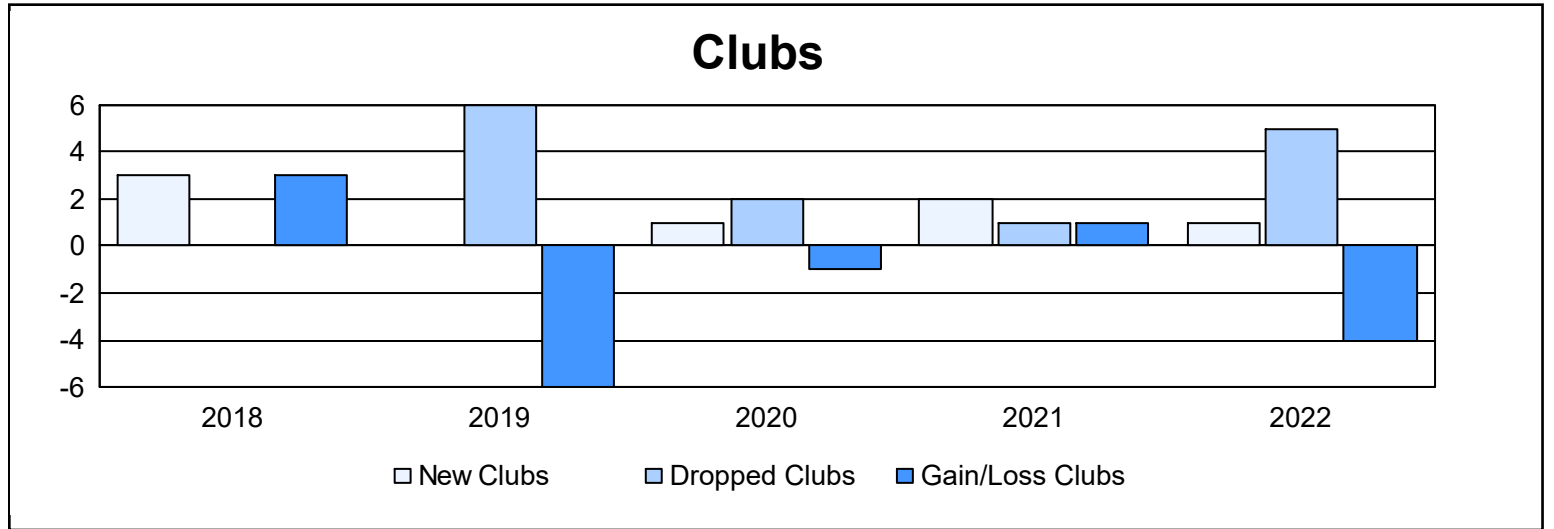
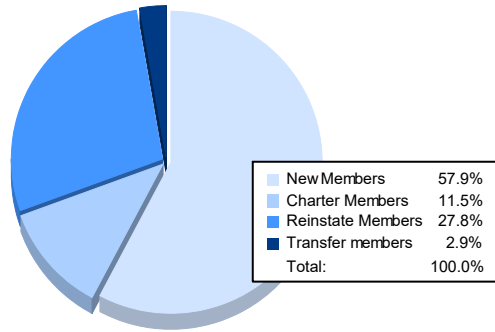


| Year | New Clubs | Dropped Clubs | Gain/ Loss Clubs | New Members | Charter Members | Reinstate Members | Transfer Members | Total Member Added | Total Members Dropped | Gain/ Loss Members |
|----------------|-----------|---------------|------------------|-------------|-----------------|-------------------|------------------|--------------------|-----------------------|--------------------|
| 2017-2018 | 3 | 0 | 3 | 303 | 72 | 27 | 9 | 411 | 262 | 149 |
| 2018-2019 | 0 | 6 | -6 | 150 | 23 | 20 | 16 | 209 | 430 | -221 |
| 2019-2020 | 1 | 2 | -1 | 86 | 35 | 35 | 1 | 157 | 251 | -94 |
| 2020-2021 | 2 | 1 | 1 | 165 | 50 | 22 | 6 | 243 | 231 | 12 |
| 2021-2022 | 1 | 5 | -4 | 121 | 24 | 58 | 6 | 209 | 366 | -157 |
| Average | 1 | 3 | -1 | 165 | 41 | 32 | 8 | 246 | 308 | -62 |



Membership Composition June 2022 Cumulative



Gender Composition June 2022 Cumulative

